

6RZ56 SUPERLIGHT

Volvo Truck Center



MADE IN ITALY

PLACING BOOM:
OPENING SYSTEM "RZ"

PUMPING UNIT:
UP TO 200 m³/h

TOTAL WEIGHT:
< 41 t (90389 lb) on vehicle 4 axles
< 42 t (92594 lb) on vehicle 5 axles

ASSEMBLY ON VEHICLE 4 AXLES:
WB 6,300 – 6,500 mm
(20'8" – 21'3")

ASSEMBLY ON VEHICLE 5 AXLES:
WB 4,850 – 4,900 mm
(15'9" – 16'1")

TECHNICAL CHARACTERISTICS



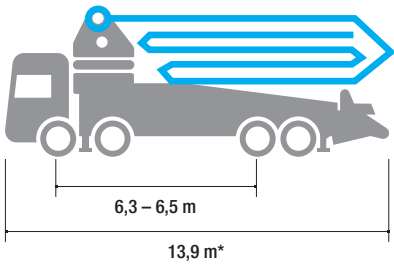
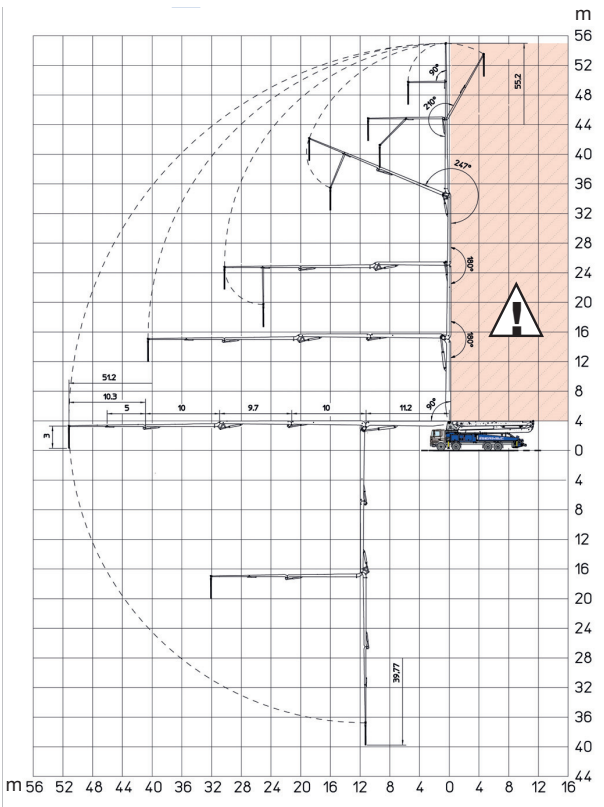
- Concrete pump designed and made by SERMAC
- Structural analyses with Finite Element Method (FEM)
- Pump frame designed for high torsion rigidity
- Suitable for assembly on 4 or 5 axle trucks
- Boom 6-stage, RZ-folding type
- Pipeline Ø 125 mm (5")
- Main components sourced from genuine European manufacturers
- Pumping unit with open hydraulic system
- Concrete S-valve Ø 9"
- Total length < 14 meters (45'11")



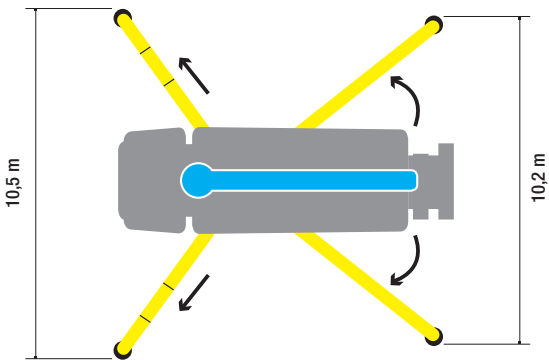
6RZ56



NO WORKING AREA



*Dimensions varying according to truck assembly



PUMPING UNIT G9

	AG9L10-170-80	AG9L10-200-80
THEORICAL OUTPUT (MAX)* PISTON SIDE	170 m ³ /h - 222 yd ³ /h	200 m ³ /h - 261 yd ³ /h
PRESSURE ON CONCRETE (MAX)* PISTON SIDE	80 bar - 1160 psi	80 bar - 1160 psi
NUMBERS OF CYCLES PER MINUTES	29 '/min	34 '/min
PISTONS DIAMETER	250 mm	250 mm
CONCRETE CYLINDERS	2000 mm	2000 mm
S-VALVE DIMENSION	9"	9"
CONCRETE HOPPER CAPACITY	650 l	650 l

*Cannot be reached simultaneously



DISTRIBUTION BOOMS

MAX. VERTICAL REACH	55,2 m (181'1")
MAX. HORIZONTAL REACH	51,2 m (167'11")
MAX. DOWNWARD REACH	-39,77 m (-130'5")
NUMBER OF BOOM SECTIONS	6
MIN. UNFOLDING HEIGHT	11,20 m (36'9")
BOOM ROTATION	370°
BOOM SECTION ARTICULATION	90° - 180° - 180° - 247° - 210° - 90°
BOOM UNFOLDING SYSTEM	RZ
FRONT OUTRIGGERS	X-type
REAR OUTRIGGERS	Swing-out
FRONT OUTRIGGER SPAN	10,5 m (34'5")
REAR OUTRIGGER SPAN	10,2 m (33'5")
RUBBER END HOSE LENGHT	3 m

STANDARD EQUIPMENT

- Driven by PTO or gear box
- Concrete pipeline made in twin-wall with chromium carbide inserts
- Boom control by proportional distributor "Load Sensing"
- Two sets of radio remote controls provided with 2-speed proportional boom control
- High strength wear parts (S valve, wear plate, compensation ring)
- Automatic hopper greasing unit and manual back-up system
- Safety device on hopper door and hopper grate
- Remote controlled electric vibrator on hopper grate
- Aluminium hopper cover
- Water pump (60 l/min, 30 bar)
- Water tank capacity 900 l
- Lights for hopper lighting, LED
- Working lights, LED
- Metal bin for accessories beside hopper
- Warning horn
- Accessories for cleaning and maintenance
- Declaration of conformity (user and maintenance manual)

ELECTRONIC STABILITY CONTROL SYSTEM

- Sermac Control Stability (SCS - Basic)



ACCESSORIES ON REQUEST

- Air charged sprayer for concrete release agent (25 l, 8 bar)
- Air compressor for pipeline cleaning (850 l/min)
- Automatic boom greasing system
- Automatic release of end rubber hose
- Closing boom safety sensor
- Pipes and rubber end hose holder
- Pressure washer with fan-shaped nozzle (17 l/min, 130 bar)
- Proportional radio control with display
- Stop-flow concrete valve

ELECTRONIC STABILITY CONTROL SYSTEM

- Sermac Control Stability (SCS - Advanced)



More information:
sermacpumps.com

Reserved rights SERMAC S.r.l.: this brochure shows models, equipment (standard and optional), data and technical characteristics subject to modification for machines produced and sold by Sermac S.r.l.
The catalog is intended for information purposes and the data shown does not constitute any sales contract. (05256-04/23).



SERMAC Srl

Headquarter: Via A. Manzoni, 146 - 20811 Cesano Maderno, (MB) Italy
Tel. +39 0362 364 320 - Fax +39 0362 163 2000
info@sermacpumps.com

